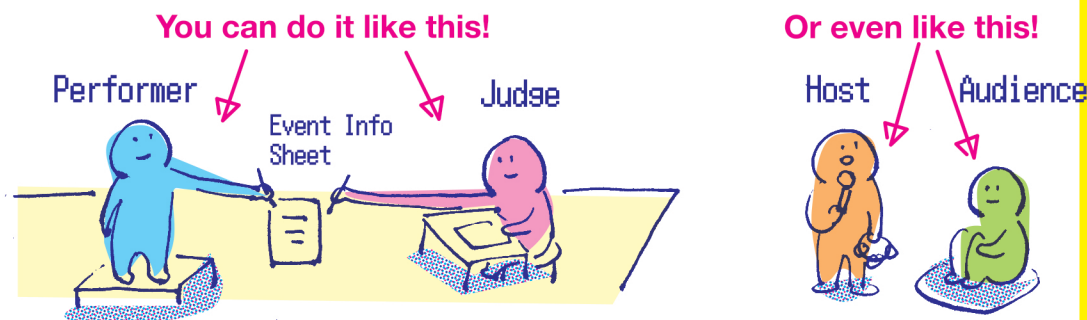


# How to BE A ☆ STAR!!

**1** Decide on a location, a time, and everyone's roles.

- If you need help with this, check out the "Event Info Sheet"!



**2** Set up your camera and record a video.

- Then send in your video to the BE A ☆ STAR Headquarters!




**3** The performer does something. The judge watches.

- Look at things in the sense described in "How to Put on Your BE A ☆ STAR!! Glasses"



**4** The judge shares their thoughts.




**5** The performer can share their own thoughts, too.

- If there is more than one performer, repeat steps ③④⑤.
- If there is more than one judge, repeat steps ④⑤.






**6** Everyone discusses together.

- One person could receive a grand prize award, or everyone could get an award, or it's totally okay to just sit and talk together!






# Other Ways You Can BE A ☆ STAR!!

## Hold a Big Event



## Show Off Your Housework Skills



## Listen to Someone Sleeptalk

